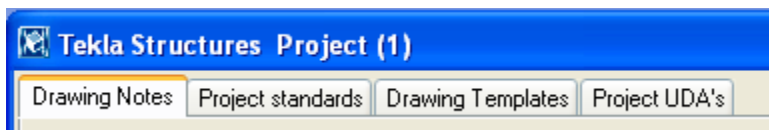
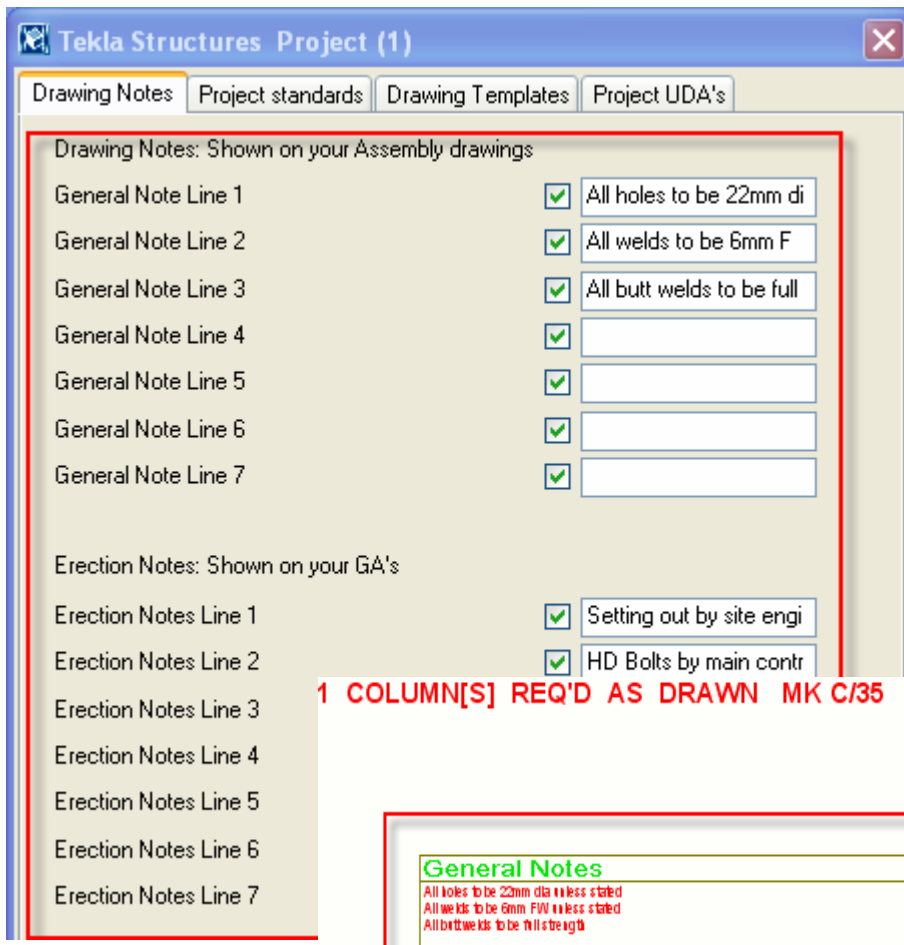


## 2. Project properties User defined attributes.

The project properties user defined attributes have been expanded. There are now three new tab pages alongside the existing Project\_UDA's tab page.



i, **Drawing Notes** page. Here you are now able to add drawing notes to both your assembly drawings and General arrangement drawings. The notes are added line by line and a drawing template linked to these notes builds line by line.



Drawing Notes: Shown on your Assembly drawings

General Note Line 1	<input checked="" type="checkbox"/>	All holes to be 22mm di
General Note Line 2	<input checked="" type="checkbox"/>	All welds to be 6mm F
General Note Line 3	<input checked="" type="checkbox"/>	All butt welds to be full
General Note Line 4	<input checked="" type="checkbox"/>	
General Note Line 5	<input checked="" type="checkbox"/>	
General Note Line 6	<input checked="" type="checkbox"/>	
General Note Line 7	<input checked="" type="checkbox"/>	

Erection Notes: Shown on your GA's

Erection Notes Line 1	<input checked="" type="checkbox"/>	Setting out by site engi
Erection Notes Line 2	<input checked="" type="checkbox"/>	HD Bolts by main contr
Erection Notes Line 3		
Erection Notes Line 4		
Erection Notes Line 5		
Erection Notes Line 6		
Erection Notes Line 7		

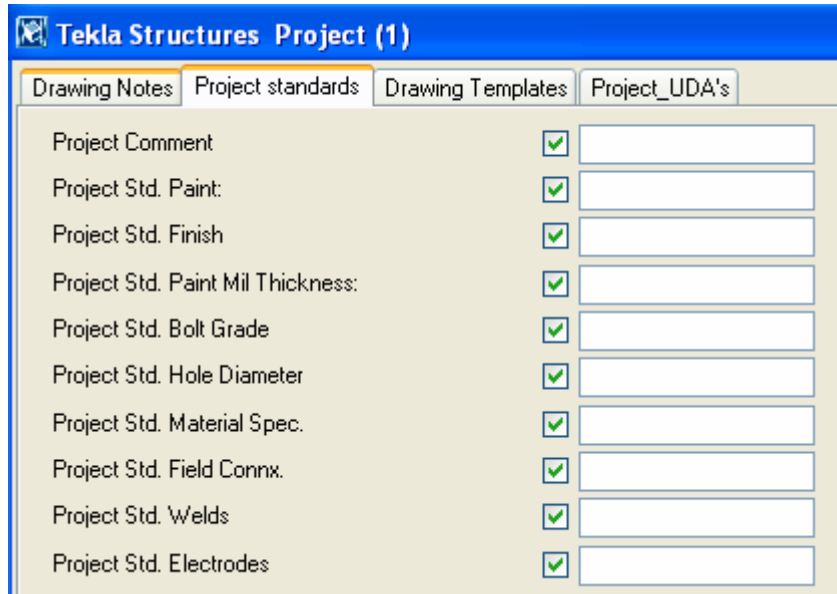
1 COLUMN[S] REQ'D AS DRAWN MK C/35

**General Notes**

All holes to be 22mm dia unless stated  
 All welds to be 6mm F/W unless stated  
 All butt welds to be full strength

REV	DATE	DESCRIPTION
<b>Pacific Computing</b>		
80 Tribune Street		
South Brisbane		
DRAWING TITLE		STANDARD
CONTRACT		Shed
MODELLED BY		IS
CONTRACT NO		100
SCALE		1:10

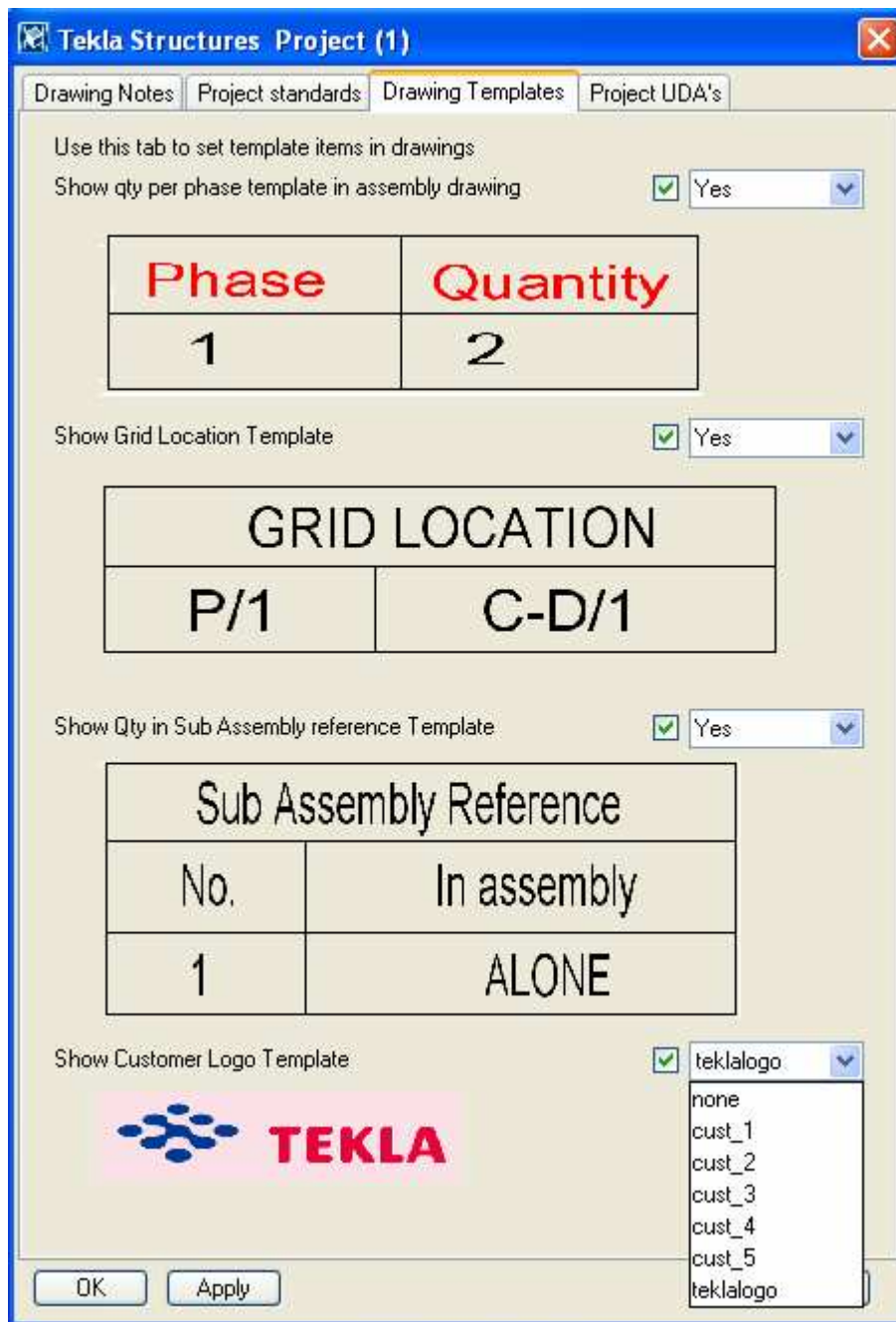
ii, **Project Standards** tab page. Additional UDA fields have been added for you to add project standards like standard weld sizes and standard bolt grades.



Field Name	Checked	Input Box
Project Comment	<input checked="" type="checkbox"/>	<input type="text"/>
Project Std. Paint:	<input checked="" type="checkbox"/>	<input type="text"/>
Project Std. Finish	<input checked="" type="checkbox"/>	<input type="text"/>
Project Std. Paint Mil Thickness:	<input checked="" type="checkbox"/>	<input type="text"/>
Project Std. Bolt Grade	<input checked="" type="checkbox"/>	<input type="text"/>
Project Std. Hole Diameter	<input checked="" type="checkbox"/>	<input type="text"/>
Project Std. Material Spec.	<input checked="" type="checkbox"/>	<input type="text"/>
Project Std. Field Connx.	<input checked="" type="checkbox"/>	<input type="text"/>
Project Std. Welds	<input checked="" type="checkbox"/>	<input type="text"/>
Project Std. Electrodes	<input checked="" type="checkbox"/>	<input type="text"/>

At this time these have not been linked by us to any templates but these fields can easily be linked to any of your existing templates.

iii, **Drawing Templates** tab page. Use this page to display or hide drawing template items that come with the out of the box package.



You can also rotate through selected company logo's with this tool.  
 Note:- You will need to add your selected company logo's to templates that have already been created in....

C:\TeklaStructures\14.0\environments\australasia\template

These templates are called Customer1\_logo.tpl, Customer2\_logo.tpl, Customer3\_logo.tpl, Customer4\_logo.tpl, Customer5\_logo.tpl.